



DESCRIPTION OF THE PRODUCT

Fibre-reinforced, water-based, colored, elastomeric, liquid applied, waterproofing membrane, with exceptional resistance and durability features. Ideal also for large surfaces.

APPLICABLE REGULATIONS

WINGUM PLUS H₂O meets the following requirements:

- Compliant with **ETAG 005** guideline: liquid applied waterproofing products for roofs;
- **IAPMO UES UEL-5041** in compliance with **ASTM D6083**: Certification of performance for waterproofing liquid applied on roofs and coverings;
- **MIAMI DADE COUNTY** recognition;
- Compliance with **CRRC Cool (Roof Rating Council)** dictates;
- **EC1 PLUS** labeling, which identifies EMICODE certified products: construction products with very low volatile organic compound (VOC) and semi-volatile organic compound emissions.

USE FIELDS

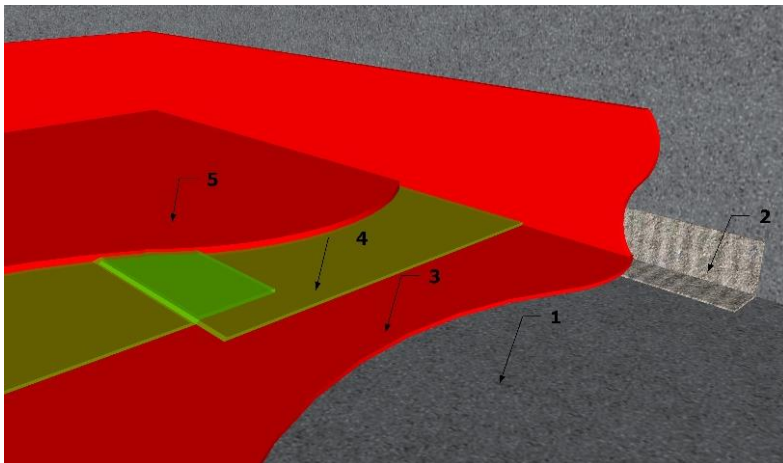
Its particular formulation, allows high flexibility, the product is stable also at very low temperatures. It normally step steady. **WINGUM PLUS H₂O** is suitable where very good resistance to backwater is required, also on flat surfaces subject to stagnation. It has an excellent resistance to ageing and U.V. rays. Suitable for waterproofing of concrete supports, fibre-cement slabs, metal sheds also oxidisable, woods, ceramic tiles or natural stone floorings, brickworks, bitumen-polymer membranes (oxidized for a minimum of 180 days), XPS, EPS and polyurethane insulating panels.

SURFACE PREPARATION

Accurately clean the support to eliminate: dust, crumbly parts, foreign or bonding-proof matters. Surface must be perfectly dry. On irregular supports, it is advisable making a previous application of **WINFIX CONCRETE**, in order to allow adhesion. For smoothing floors use **WINLIVEL**, self-leveling for irregularities from 1 to 15mm or **WINLIVEL RAPID**, quick-drying self-leveling for irregularities from 1 to 20 mm. To make a new screed, use **WINPLAN 370**, a quick-drying screed or **WINPLAN PRO**, a fast-drying and low water absorption screed. Check foundation wet to avoid onset of air bubbles due to vapour pressure. The best procedure is the application of a polyethylene sheet sealed by means of bonding tape on the side of the surface exposed to the sun and to check after 24 hours possible condensation water. If there is no condensation water, lay

In order to assure waterproofing function, on perimeter edges of the surface, apply the waterproofing adhesive band BC SEAL BAND. For waterproofing and sealing around roof penetrations such as drain, ventilation pipes, other roof penetrations or around plumbing pipes and drains, use BC SEAL PAD, self-adhesive butyl square pad.

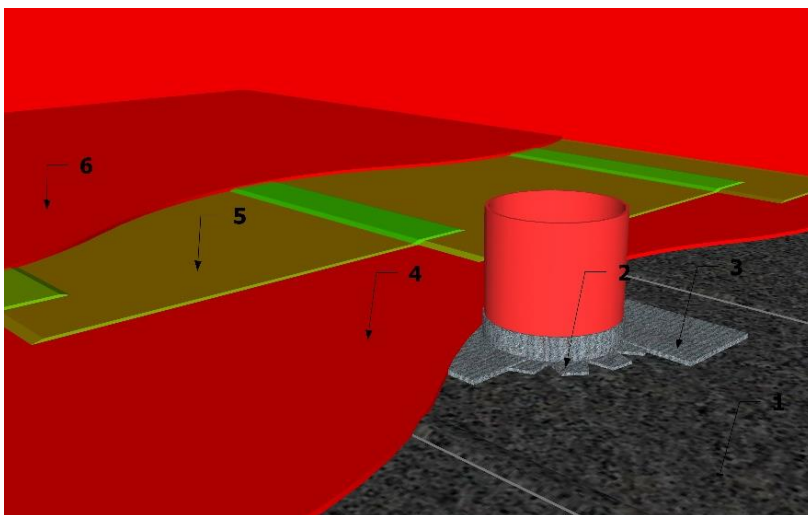
Perimeter angle treated with BC SEAL BAND



KEYS:

1. Structural substrate/screed
2. **BC SEAL BAND**
3. First coat of **WINGUM PLUS H₂O**
4. **WINTECHNO MAT**
5. Second coat of **WINGUM PLUS H₂O**

Roof vent treated with BC SEAL BAND and BC SEAL PAD



KEYS:

1. Bituminous membrane;
2. **BC SEAL BAND**;
3. **BC SEAL PAD**;
4. First coat of **WINGUM PLUS H₂O**;
5. **WINTECHNO MAT**;
6. Second coat of **WINGUM PLUS H₂O**.

APPLICATION WITH REINFORCEMENT

Apply WINGUM PLUS H₂O with WINTECHNO MAT as follows:

Apply WINGUM PLUS H₂O in a uniform coat on the support, lay over the WINTECHNO MAT using the steel plastering trowel to ensure the adherence of the mat to the liquid membrane. Let the product to fully dry (18-24 hours) and then resume the application of the second coat of WINGUM PLUS H₂O until getting the consumption indicated in the technical data sheet.

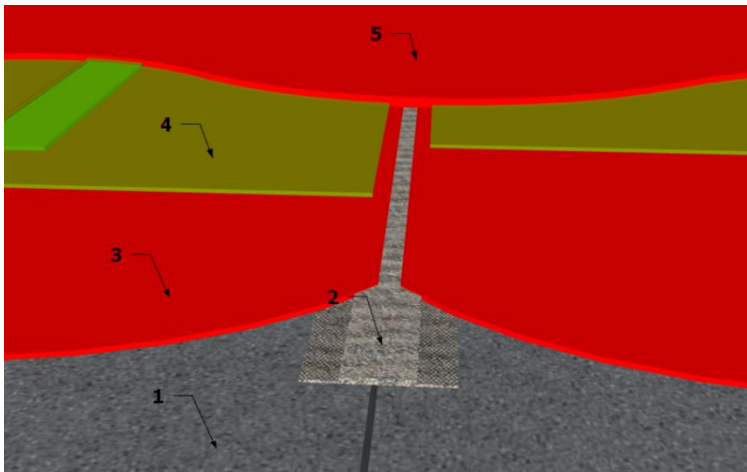
SURFACES WITH JOINTS

Seal the joints **up to 1cm** wide, with the joint cover strip **WINJOINT BAND** (waterproof elastic band, made of rubber and polyester fabric, suitable for waterproofing joints) as described below:

After creating the new joints or restoring the existing ones, apply **WINGUM PLUS H₂O** laterally to the joint and for a width that is larger than the joint cover.

While the product is still wet, lay the joint cover and stick the perforated side band to the area already treated with **WINGUM PLUS H₂O**.

Sealing of joints up to 1cm wide



KEYS:

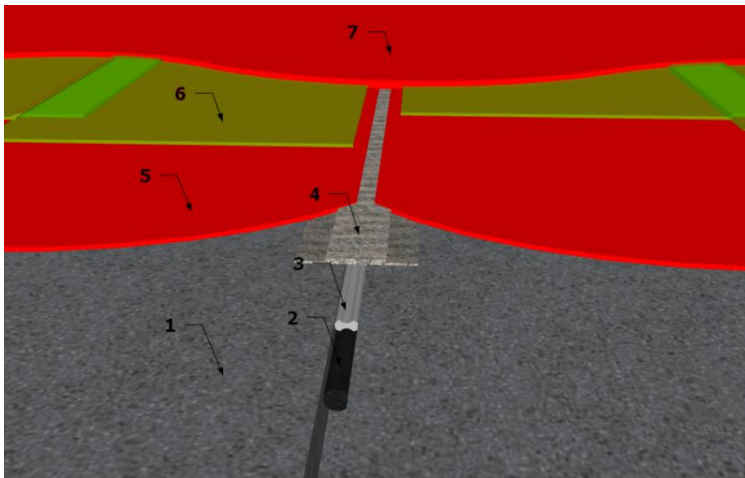
1. Structural substrate/screed;
2. **WINJOINT BAND**;
3. First coat of **WINGUM PLUS H₂O**;
4. **WINECHNO MAT**;
5. First coat of **WINGUM PLUS H₂O**;

Use the following system to seal **joints more than 1cm wide**:

WINJOINT FOAM (compressible polyethylene foam backer rod), **WINJOINT SEAL** (polyurethane sealant) and **WINJOINT BAND**, as described below:

After creating the new joints or restoring the existing ones, enter **WINJOINT FOAM** inside the joint to the desired depth and then extrude **WINJOINT SEAL** for the entire length of the joint. Once the sealant has dried, apply **WINJOINT BAND** as previously described.

Sealing of joints more than 1cm wide



KEYS:

- 1. Structural substrate/screed
- 2. **WINJOINT FOAM**
- 3. **WINJOINT SEAL**
- 4. **WINJOINT BAND**
- 5. First coat of **WINGUM PLUS H₂O**
- 6. **WINTECHNO MAT**
- 7. Second coat of **WINGUM PLUS H₂O**

DRYING TIMES (at 20 ° C)

The product is dry to the touch 12 hours after application. After 24 hours from the application of the last coat, it is waterproofing and resistant to stagnation. 48 hours after the last coat, it acquires the mechanical strength necessary to be walkable. The above times may vary based on temperature and humidity.

CONSUMPTION

1.2 – 1.4 kg/m² in two coats.
1.8 – 2.0 kg/m² in two coats with WINTECHNO MAT interposed.

PACKAGING

5-10-20 kg buckets.

STORAGE

The product in its undamaged packaging can be stored for 24 months. The products can be stored also at temperature between +5°C and +35°C. It is not frost-proof.

SAFETY INSTRUCTIONS

PRECAUTIONS

For information about safety, user must refer to the most recent Safety Data Sheet, edited in accordance with the regulations in force, which contains physical, toxic and other data about the product in use.

ECOLOGY

Do not through out the product and/or empty containers in the environment. Consult the most recent Safety Data Sheet for further information about disposals.

TECHNICAL FEATURES

PRODUCT FEATURES

Look	Fibred fluid paste
Colour	White, grey, red, green

Specific weight at 20°C (g/cm ³)	1.45 ± 0.05
Solid content (%)	75 ± 3
Brookfield viscosity at 20°C (cps)	18,000 ± 2000

OPERATIONAL PRODUCT PERFORMANCES

Resistant to temperatures	-30°C +80°C
Resistance to atmospheric agents	Good
Resistance to U.V. rays	Excelent

Tensile and elongation strenght at break before accelerated ageing (ASTM D 2370)

Resistance at break (N/mm ²)	Elongation (%)
1.41	438

Tensile and elongation strength at break after 1000h of accelerated ageing (ASTM D 2370)

Resistance at break (N/mm ²)	Elongation (%)
1.66	247

Perms ASTM D 1653 Method B Condition A

Value	Required
10	≤ 50

Mold resistance (evaluation) ASTM G 21

Value	Required
0	0

Strength at break (lbf/in) ASTM D 624

Value	Required
106	≥60

Water absorption (ASTM D 471) before accelerated ageing

Days into water	Absorption (% on weight)
7 ± 4h	17

Water absorption (ASTM D 471) after 1000 h of accelerated ageing

Days into water	Absorption (% on weight)
7 ± 4h	6

Flexibility at low temperatures (ASTM D 522) before accelerated ageing

Temperature (°C)	Break (Y/N)
-26	N

Flexibility at low temperatures (ASTM D 522) after 1000 h of accelerated ageing

Temperature (°C)	Break (Y/N)
-26	N

Resistance to accelerated ageing cycles (ASTM D 4798)

QUV Machine: Accelerated Weathering Tester. Model QUV/Spray

Hours	Cracks shown
1,000	N

Resistance to abrasion ETAG 008

Number of passages	Weight loss (%)
10,000	0

Adhesion before sun-rain cycles, 25 cycles

Dynamometer meeting UNI EN 1348-2000

Support	Before cycles	After cycles	Required
Concrete	1.45 N/mm ²	1.20 N/mm ²	≥ 1.0 N/mm ²
Ceramic	1.70 N/mm ²	1.55 N/mm ²	≥ 1.0 N/mm ²

Volatile Organic Compounds Emission

Parameter	Max. allowed concentration (µ/m ³)
TVOC after 3 days	≤ 750
TVOC after 28 days	≤ 60

Test performed by the EUROFINIS institute according to EN 16516, ISO 16000-3-6-9-11 and ASTM D5116-10, Test report n. 392-2017-00404102_G_EN

The information contained in this technical data sheet is to the best of our knowledge correct. However, by no means can it be considered a guarantee, as usage, working area and application of the product in accordance with the instructions given and their success in application is beyond our control and is dependent on a number of factors. We decline any responsibility for the improper use of the product as the application recommendations contained herein are to be considered as a general guideline. If at all in doubt, preliminary tests should be carried out. WINKLER S.r.l. reserves the right to modify and up-date said data sheets without prior notice. Clients are kindly requested to verify that they are in possession of the current edition.